GENERAL NOTES

1. THE VESSEL SHALL BE DESIGNED AND CONSTRUCTED IN FULL COMPLIANCE WITH THE 2011 AMERICAN BUREAU OF SHIPPING (ABS) RULES FOR BUILDING AND CLASSING STEEL VESSELS UNDER 90 METERS LENGTH. THE VESSEL SHALL RECEIVE CLASSIFICATION SYMBOLS: ABS, ✠A1,✠AMS,✠ACCU, ✠DPS-2 NOTATION, ✠A1 FFV CLASS 1, OFFSHORE SUPPORT VESSEL, UWILD, OSR-C2, Ⓔ, CRC.

THE FOLLOWING ARE THE PRINCIPLE CHARACTERISTICS:

REGULATORY LENGTH	294 FEET
BEAM	64 FEET
DEPTH	24 FEET 6 INCHES
ADMEASUREMENT	ITC GRT 3835
NO BERTHS	26 (INCLUDES 2 PERSON HOSPITAL)

2. THE VESSEL SHALL ALSO COMPLY WITH THE U.S. COAST GUARD REGULATIONS, SUBCHAPTER L, OFFSHORE SUPPLY VESSELS, WITH SUBCHAPTER S STABILITY REQUIREMENTS FOR CARRYING MORE THAN 16 OFFSHORE WORKERS, AND SUBCHAPTER I, MISCELLANEOUS CARGO VESSELS PER NVIC 2-95 ACP. CERTIFICATION SHALL BE PROVIDED FOR INTERNATIONAL VOYAGE, UNRESTRICTED SERVICE.
3. THE VESSEL SHALL COMPLY WITH FULL CURRENT SOLAS AND MARPOL REGULATIONS AS MAY APPLY, WITHOUT EXCEPTIONS. GMDSS AREA A-3 REQUIREMENTS SHALL APPLY.

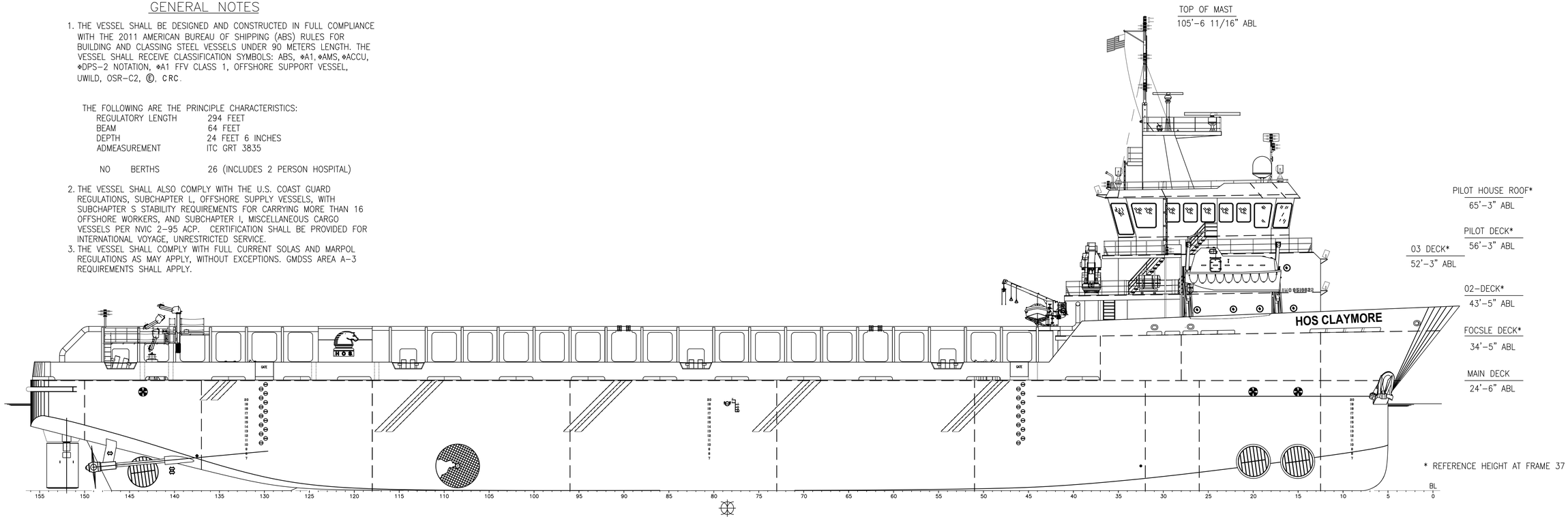

OUTBOARD PROFILE

SCALE: 3/32"=1'-0"

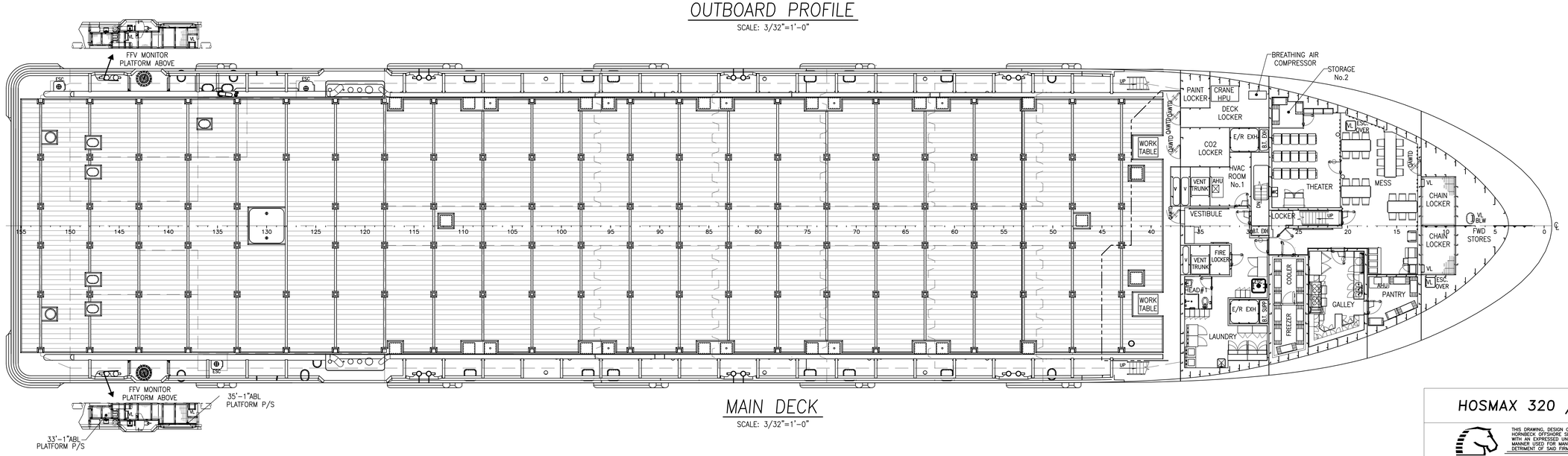

MAIN DECK

SCALE: 3/32"=1'-0"

HOSMAX 320 / HOS CLAYMORE

THIS DRAWING, DESIGN CONCEPT AND SPECIFICATIONS ARE THE PROPERTY OF HORNBECK OFFSHORE SERVICES AND ARE FURNISHED ON A CONFIDENTIAL BASIS WITH AN EXPRESSED UNDERSTANDING THAT THEY WILL NOT BE COPIED IN ANY MANNER USED FOR MANUFACTURE, SOLD, TRANSFERRED, NOR USED TO THE DETRIMENT OF SAID FIRM WITHOUT WRITTEN PERMISSION. HOS ©

HORNBECK OFFSHORE SERVICES

DRAWN BY: A. RHODA	319'-6" X 64' X 24'-6"		
CHECKED BY: M. STANSBURY	OUTBOARD PROFILE & GENERAL ARRANGEMENTS		SIZE D
APPROVED BY: P. LUBRANO	TASK No. 7868	DRAWING No. 1.001	SCALE: AS NOTED DATE: 04/08/15
	HULL No. 2009	SY: VTHM	SHEET 1 OF 3
	LAST SAVE/PLOT: 6/7/2023 3:38 PM ENG: JSULLIVA SHEET: ANSI D 22X34		REV. 3

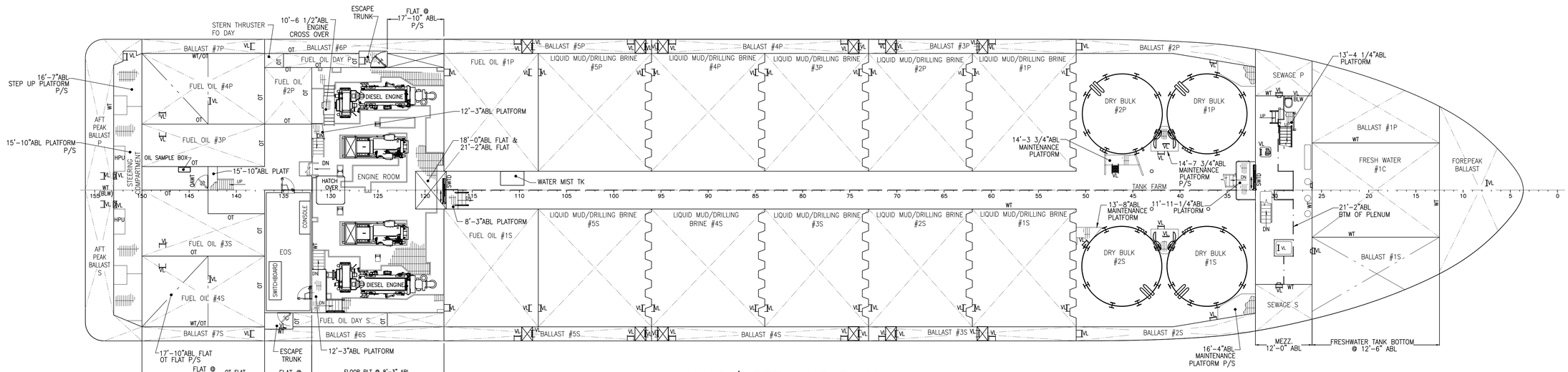

HOLD/MEZZANINE PLAN

SCALE: 3/32"=1'-0"

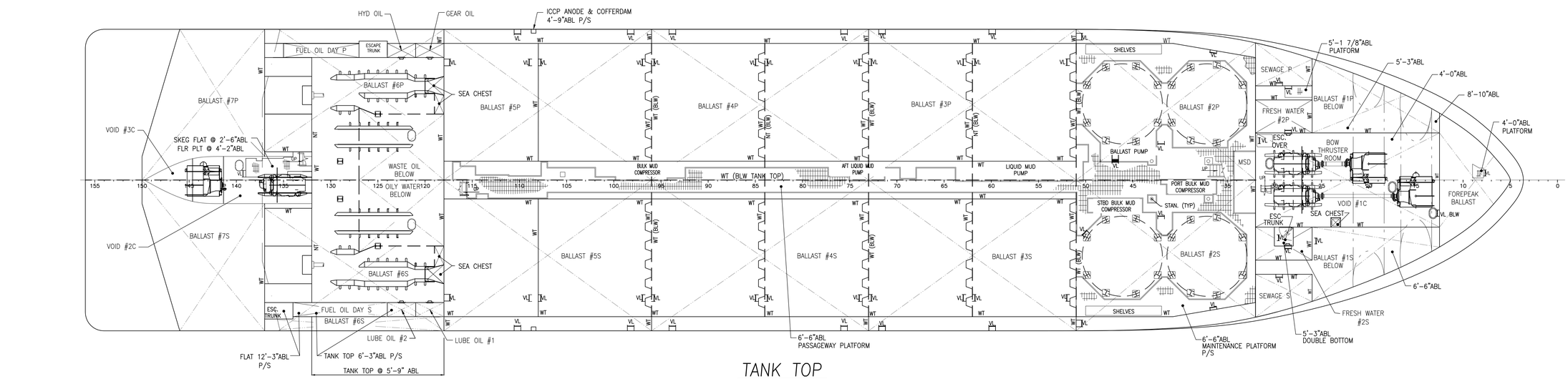

TANK TOP

SCALE: 3/32"=1'-0"

THIS DRAWING, DESIGN CONCEPT AND SPECIFICATIONS ARE THE PROPERTY OF HORNBECK OFFSHORE SERVICES AND ARE FURNISHED ON A CONFIDENTIAL BASIS WITH AN EXPRESSED UNDERSTANDING THAT THEY WILL NOT BE COPIED IN ANY MANNER USED FOR MANUFACTURE, SOLD, TRANSFERRED, NOR USED TO THE DETRIMENT OF SAID FIRM WITHOUT WRITTEN PERMISSION. HOS ©

HORNBECK OFFSHORE SERVICES

OUTBOARD PROFILE & GENERAL ARRANGEMENTS			SIZE D
TASK No. 7868	DRAWING No. 1.001	SCALE: AS NOTED	REV. 3
HULL No. 2009	SY: VTHM	DATE: 04/08/15	
		SHEET 2 OF 3	

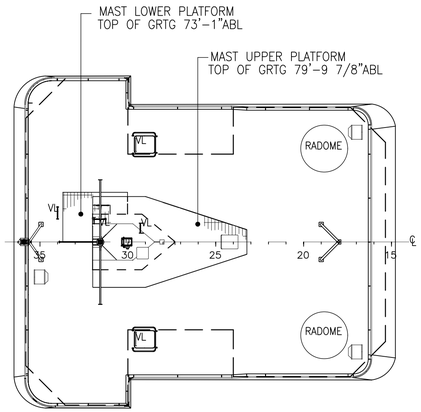

PILOT HOUSE TOP

SCALE: 1/8"=1'-0"

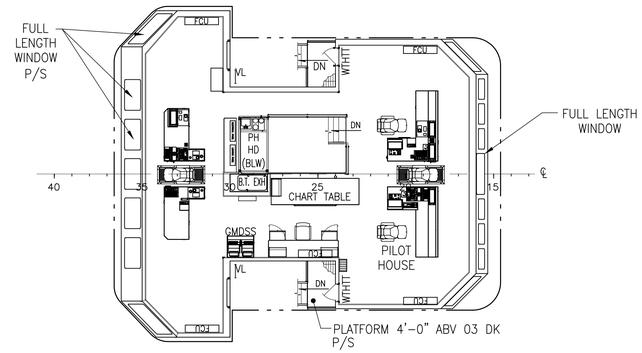

PILOT HOUSE DECK

SCALE: 1/8"=1'-0"

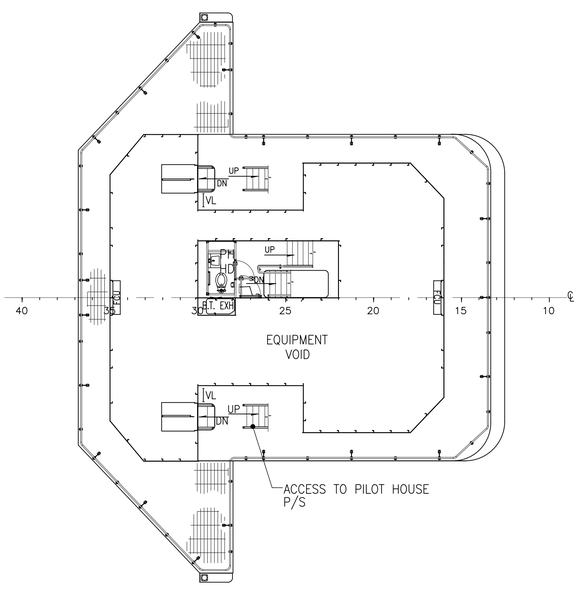

03 DECK

SCALE: 1/8"=1'-0"

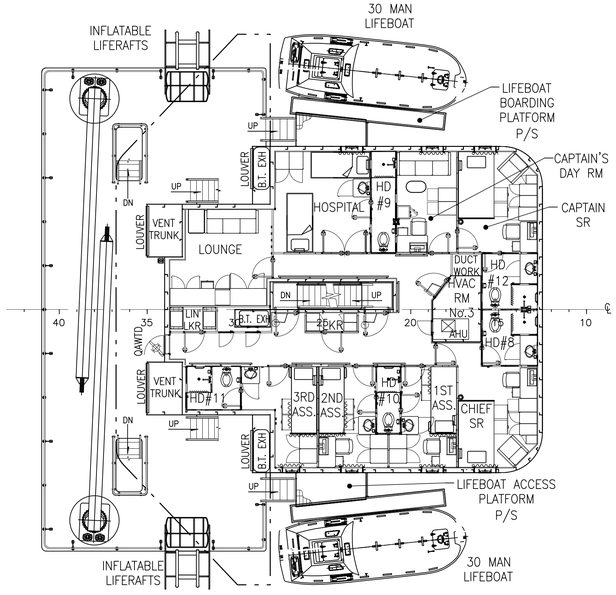

02 DECK

SCALE: 1/8"=1'-0"

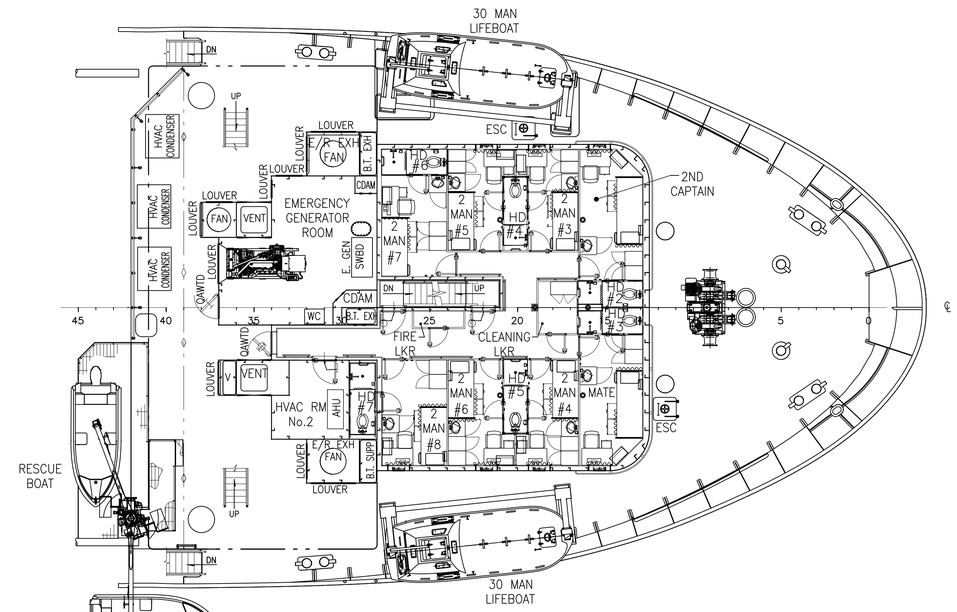

FOCSLE DECK

SCALE: 1/8"=1'-0"

THIS DRAWING, DESIGN CONCEPT AND SPECIFICATIONS ARE THE PROPERTY OF HORNBECK OFFSHORE SERVICES AND ARE FURNISHED ON A CONFIDENTIAL BASIS WITH AN EXPRESSED UNDERSTANDING THAT THEY WILL NOT BE COPIED IN ANY MANNER USED FOR MANUFACTURE, SOLD, TRANSFERRED, NOR USED TO THE DETRIMENT OF SAID FIRM WITHOUT WRITTEN PERMISSION. HOS ©

HORNBECK OFFSHORE SERVICES

OUTBOARD PROFILE & GENERAL ARRANGEMENTS			SIZE D
TASK No. 7868	DRAWING No. 1.001	SCALE: AS NOTED	REV. 3
HULL No. 2009	SY: VTHM	DATE: 04/08/15	
		SHEET 3 OF 3	